

CONCEALOC® HIDDEN FASTENER

Compatible with all TimberTech grooved decking boards

ADVANCED POLYMER

COMPOSITE



TIGERCLAW PNEUMATIC
INSTALLATION TOOL

- Fastener-free surface
- Spacing tab creates consistent 3/16" board spacing
- Simple, one-step installation
- Matte Brown finish for hidden appearance between boards
- 305 stainless steel clips for long-term performance
- Pneumatic installation offers collated screws for a faster installation

Available in:

Pneumatic

- TigerClaw Pneumatic Installation Tool (sold by FastenMaster)
- 46.45 m² (500 sq. ft.) gun pail (900 clips, 925 collated carbon steel screws)

Hand driven

- 9.29 m² (100 sq. ft.) (175 clips, 184 stainless steel screws, 1 T15 star drive bit)
- 92.90 m² (1000 sq. ft.) (1750 clips, 1840 stainless steel screws, 4 T15 star drive bits)

FUSIONLOC® HIDDEN FASTENER

Compatible with all TimberTech grooved decking boards

ADVANCED POLYMER

COMPOSITE



HAND-DRIVEN GUIDE



FIVESHOT PNEUMATIC
INSTALLATION TOOL

Engineered for strength

- Every clip provides three points of board-to-joist connections
- Increased wind uplift holding power
- Resists deck frame racking
- Stronger hold for tighter butt joints and miters

Collated for speed

- Collated clips for both installation options; collated screws for pneumatic installation
- Simple, one-step installation
- Easily removed after installation
- Matte Black finish for hidden look between deck boards
- 305 stainless steel clips for long-term performance

Available in:

Pneumatic

- FiveShot Pneumatic Installation Tool (sold by FastenMaster)
- 20.90 m² (225 sq. ft.) (400 clips, collated carbon steel screws)
- 41.81 m² (450 sq. ft.) (800 clips, collated carbon steel screws)

Hand driven

- Hand-driven guide (sold separately)
- 20.90 m² (225 sq. ft.) (400 clips, 420 stainless steel screws, 6 T15 drive bits)
- 4.65 m² (50 sq. ft.) (100 clips, 105 stainless steel screws, 3 T15 drive bits)


DECKING FASTENERS

Hidden fasteners for grooved deck boards

EDGELOC® HIDDEN FASTENER

Compatible with grooved composite decking boards from the Prime+, Prime & Premier Collections

COMPOSITE



- Fastener-free surface
- Easy to use
- 12-clip collated strips reduce installation time
- Preset star drive stainless steel screws
- T15 drive bit included in fastener box
- Glass-filled nylon clip
- Consistent 6 mm (7/32") gap
- 90-degree screw drive angle makes board removal easy
- No restrictions on angled deck installations
- Serrated underside for superior lateral hold
- Available in 5.10 m² (55 sq. ft.) box (96 clip quantity) and 24.6 m² (250 sq. ft.) box (444 clip quantity)

Hidden fasteners for grooved deck boards matrix

	FUSIONLOC		CONCEALOC		EDGELOC
BOARD RECOMMENDATION	ADVANCED POLYMER	COMPOSITE	ADVANCED POLYMER	COMPOSITE	COMPOSITE Prime+, Prime, and Premier Collections
CLIP MATERIAL	Stainless steel		Stainless steel		Glass-filled nylon
GAP	5 mm (3/16")		5 mm (3/16")		6 mm (7/32")
COLLATED	Yes		No		Yes
PNEUMATIC OPTION	Yes		Yes		No
UPLIFT HOLD	Excellent		Excellent		Excellent
LATERAL HOLD	Excellent		Excellent		Good
CORROSION RESISTANT	Excellent		Excellent		Excellent
EXTREME TEMPS	Excellent		Excellent		Good
PRICE	\$\$\$		\$\$		\$

CORTEX® HIDDEN FASTENER

Compatible with all full-profile TimberTech decking boards



ADVANCED POLYMER

COMPOSITE

- Can be used on the entire deck surface, including stairs and perimeters, where other hidden fasteners cannot
- Strongest hidden fastener connection offered by TimberTech
- Features a high-quality, ACQ-approved, specialty deck screw with a TORX® ttap® drive system
- Material-matched plugs are made from TimberTech decking material to blend in perfectly to the deck surface and hide the fastener
- Offered for all TimberTech full-profile boards, and now offered for Terrain+ Collection scalloped-profile boards! (Not offered in other scalloped-profile boards including Terrain, Prime+ and Prime collections.)
- Collated plugs with pre-aligned grain pattern provide 50% faster installation.

ADVANCED POLYMER AVAILABLE IN	COMPOSITE AVAILABLE IN (excluding Terrain, Prime+, and Prime Collections)
9.29 m ² (100 sq. ft.) – (350 carbon steel screws, 400 loose plugs)	30.5 ln. m (100 ln. ft.) (224 carbon steel screws, 300 loose plugs)
27.87 m ² (300 sq. ft.) – (1050 carbon steel screws, 1200 loose plugs)	30.5 ln. m (100 ln. ft.) (224 carbon steel screws, 320 collated plugs)
9.29 m ² (100 sq. ft.) – (350 carbon steel screws, 400 collated plugs)	27.87 m ² (300 sq. ft.) – (1050 carbon steel screws, 1200 collated plugs)
27.87 m ² (300 sq. ft.) – (1050 carbon steel screws, 1200 collated plugs)	9.29 m ² (100 sq. ft.) – Cortex® 316 Stainless Steel Screws (350 screws only)
9.29 m ² (100 sq. ft.) – Cortex® 316 Stainless Steel Screws (350 screws only)	9.29 m ² (100 sq. ft.) – Cortex® for Decking as Cladding (365 screws only)
9.29 m ² (100 sq. ft.) – Cortex® for Decking as Cladding (365 screws only)	9.29 m ² (100 sq. ft.) – Cortex® Aluminum Driller (350 screws only)
9.29 m ² (100 sq. ft.) – Cortex® Aluminum Driller (350 screws only)	Plug replacement pack (40 loose plugs only)
Plug replacement pack (40 collated plugs only)	9.29 m ² (100 sq. ft.) plug pack (400 loose plugs only)
9.29 m ² (100 sq. ft.) plug pack (400 collated plugs only)	

CORTEX FASTENERS: PLUGS SOLD SEPERATELY

The Cortex fastening system is moving to a plugs-sold-separately model to better serve contractor and builder needs. This update allows for the seamless introduction of new fasteners to the Cortex product line, such as the 316 stainless steel offering and aluminum driller.

- Plugs sold in bulk independently from the screws
- Mix and match with other TimberTech fasteners:
 - 316 stainless steel (Cortex for TimberTech Decking)
 - 305 stainless steel (TOPLoc for Advanced Polymer)
- 51 mm (2") carbon steel (Cortex for TimberTech Decking as Cladding)
 - NEW! Aluminum Driller
- Kitted Cortex (plugs & screws sold together) will remain active

CORTEX HIDDEN FASTENER FOR MAX

Only compatible with TimberTech MAX deck boards



- 305 stainless steel
- Collated plugs with pre-aligned grain pattern
- ACQ approved
- TORX ttap drive system

Available in:

- 9.29 m² (100 sq. ft.) (350 64 mm (2½") stainless steel screws, 400 plugs, 3 setting tools)

SIDELoc™ HIDDEN FASTENER

Only compatible with square-shouldered TimberTech Advanced Polymer Decking boards

ADVANCED POLYMER

- Sharp point for a fast, easy start that doesn't require predrilling
- Unique geometry to minimize "pig tail" on the side of the board
- Stainless steel to resist screw shear
- Use the SIDELoc Guide to drive screws to the perfect depth and create automatic 3 mm (1/8") board spacing
- Compatible with narrow-, standard-, and wide-width decking

(SIDELoc is NOT compatible with grooved or capped composite deck boards)

Available in:

48 mm (17/8") 304 stainless steel

- 9.29 m² (100 sq. ft.) (350 screws, 1 driver bit)
- 18.58 m² (200 sq. ft.) (700 screws, 2 driver bits)
- 46.45 m² (500 sq. ft.) (1750 screws, 2 driver bits)

60 mm (23/8") 316 stainless steel

- 9.29 m² (100 sq. ft.) (350 screws, 1 driver bit)
- 18.58 m² (200 sq. ft.) (700 screws, 2 driver bits)
- 46.45 m² (500 sq. ft.) (1750 screws, 2 driver bits)

SIDELoc™ Guide

- 89 mm (31/2"), 140 mm (51/2"), 184 mm (71/4") extension



TOPLOC FOR ADVANCED POLYMER®

ADVANCED POLYMER



- Screw heads painted to complement Advanced Polymer Decking colors
- 305-grade stainless steel
- ACQ approved with a TORX ttap drive system for a wobble-free installation
- Compatible with Cortex plugs-only packs

Available in:

- 9.29 m² (100 sq. ft.) (350 64 mm (21/2")) stainless steel screws, 2 TORX ttap driver bits)
- 27.87 m² (300 sq. ft.) (1050 64 mm (21/2")) stainless steel screws, 3 TORX ttap driver bits)

TOPLOC FASCIA FOR ADVANCED POLYMER®

ADVANCED POLYMER



- Screw heads painted to complement Advanced Polymer Decking colors
- 305 grade stainless steel
- ACQ approved with a TORX ttap drive system for a wobble-free installation

Available in:

- 9.14 In. m (30 In. ft.) (100 48 mm (15/8")) stainless steel screws, 1 TORX ttap driver bit)

Colors for
TOPLoc for Advanced
Polymer Decking and Fascia

Brown: Mahogany, English Walnut®
Dark Brown: Kona®, Dark Hickory,
American Walnut®
Dark Gray: Castle Gate™

Light Gray: Slate Gray, Coastline®, Boardwalk®
Tan: Cypress®
Light Tan: Weathered Teak®, Brownstone,
French White Oak®

TOPLOC FOR COMPOSITE

COMPOSITE



- Designed for dense composite material
- Designed for 18v drill set at a high speed for maximum performance
- T20 drive increases engagement
- Available in a 76 mm (3") 305 stainless steel screw, which is also compatible with TimberTech MAX deck boards

Available in:

- 9.29 m² (100 sq. ft.) (350 64 mm (21/2")) carbon steel screws, 1 T20 driver bit)
- 46.45 m² (500 sq. ft.) (1750 64 mm (21/2")) carbon steel screws, 3 T20 drive bits)
- 7.90 m² (85 sq. ft.) (300 76 mm (3")) stainless steel screws, 1 T20 driver bit)

TOPLOC FASCIA FOR COMPOSITE

COMPOSITE



- Screw heads painted to complement Composite Decking colors
- Designed to decrease oil canning
- Fascia Drill Bit predrills and overbores through hole
- 304 stainless steel screw designed for fascia to hang







































































Available in:

- 24.38 In. m (80 In. ft.) (100 44 mm (1 3/4")) stainless steel screws, 1 T20 driver bit)
- Fascia Drill Bit (sold separately)

Colors for
TOPLoc for Composite
Decking and Fascia

Gray: Gray, Maritime Gray™, Driftwood,
Weathered Oak
Teak: Dark Teak, Pecan, Tigerwood,
Antique Leather®, Coconut Husk®
Light Gray: Sea Salt Gray
Walnut: Brown Oak, Mocha, Dark Roast®,
Dark Cocoa, Dark Oak

Dark Gray: Silver Maple, Ashwood, Espresso™
Sand: Cedar Reliaboard Deck,
Reclaimed Chesnut™, Natural White Oak
Cedar (stainless steel only): Cedar Reliaboard Fascia
Ivory: Whitewash Cedar®

	COLLECTION	BOARD	TOPLOC® FACE SCREW	HIDDEN FASTENERS	AVAILABLE IN CORTEX
ADVANCED POLYMER	VINTAGE COLLECTION®	Dark Hickory	Advanced Polymer Dark Brown 	GROOVED DECK BOARDS  FUSIONLoc  CONCEALoc	 *Available in Collated Strips
		Mahogany	Advanced Polymer Brown 		
		Coastline®	Advanced Polymer Light Gray 	SQUARE-SHOULDERED DECK BOARDS  SIDEloc	
		English Walnut®	Advanced Polymer Brown 		
		Weathered Teak®	Advanced Polymer Light Tan 	SQUARE-SHOULDERED DECK BOARDS  SIDEloc	
		Cypress	Advanced Polymer Tan 		
ADVANCED POLYMER	LANDMARK COLLECTION™	American Walnut®	Advanced Polymer Dark Brown 	GROOVED DECK BOARDS  FUSIONLoc  CONCEALoc	 *Available in Collated Strips
		Castle Gate™	Advanced Polymer Dark Gray 		
		French White Oak®	Advanced Polymer Light Tan 	SQUARE-SHOULDERED DECK BOARDS  SIDEloc	
		Boardwalk®	Advanced Polymer Light Gray 		
ADVANCED POLYMER	HARVEST COLLECTION®	Brownstone	Advanced Polymer Light Tan 	GROOVED DECK BOARDS  FUSIONLoc  CONCEALoc	 *Available in Collated Strips
		Slate Gray	Advanced Polymer Light Gray 		
		Kona®	Advanced Polymers Dark Brown 	SQUARE-SHOULDERED DECK BOARDS  SIDEloc	
COMPOSITE	LEGACY COLLECTION	Tigerwood	Composite Teak 	GROOVED DECK BOARDS  FUSIONLoc  CONCEALoc	 *Available in Collated Strips
		Mocha	Composite Walnut 		
		Espresso™	Composite Dark Gray 	GROOVED DECK BOARDS  FUSIONLoc  CONCEALoc	
		Ashwood	Composite Dark Gray 		
		Whitewash Cedar®	Composite Ivory 	SQUARE-SHOULDERED DECK BOARDS  SIDEloc	
		Pecan	Composite Teak 		
COMPOSITE	RESERVE COLLECTION	Driftwood	Composite Gray 	GROOVED DECK BOARDS  FUSIONLoc  CONCEALoc	 *Available in Collated Strips
		Antique Leather®	Composite Teak 		
		Dark Roast®	Composite Walnut 	SQUARE-SHOULDERED DECK BOARDS  SIDEloc	
		Reclaimed Chestnut™	Composite Sand 		
COMPOSITE	TERRAIN+ COLLECTION™	Weathered Oak	Composite Gray 	GROOVED DECK BOARDS  FUSIONLoc  CONCEALoc	 *Available in Collated Strips
		Natural White Oak	Composite Sand 		
		Dark Oak	Composite Walnut 	SQUARE-SHOULDERED DECK BOARDS  SIDEloc	
COMPOSITE	TERRAIN COLLECTION®	Brown Oak	Composite Walnut 	GROOVED DECK BOARDS  FUSIONLoc  CONCEALoc	No
		Silver Maple	Composite Dark Gray 		
COMPOSITE	PREMIER COLLECTION	Maritime Gray™	Composite Gray 	GROOVED DECK BOARDS  FUSIONLoc  CONCEALoc	Yes
		Dark Teak	Composite Teak 		
COMPOSITE	PRIME COLLECTION	Maritime Gray™	Composite Gray 	GROOVED DECK BOARDS  FUSIONLoc  CONCEALoc	No
		Dark Teak	Composite Teak 		
COMPOSITE	PRIME+ COLLECTION®	Coconut Husk®	Composite Teak 	GROOVED DECK BOARDS  FUSIONLoc  CONCEALoc	No
		Sea Salt Gray	Composite Light Gray 		
		Dark Cocoa	Composite Walnut 	EDGEloc 